

Wall Shelf Dish Rack

Model No.	Size D" x L" x H"	Weight lbs.
WSDR22-1	16/22 x 22 x 16	22
WSDR22-2	16/22 x 42 x 16	32
WSDR22-3	16/22 x 62 x 16	42
WSDR22-4	16/22 x 82 x 16	52

Mounting hardware not supplied

Sizes nominal, detailed specifications available upon request.
Specifications subject to change without notice.

Wall Shelf Dish Rack

- Heavy duty 16 Gauge stainless steel
- Solid stainless steel slanted formed wall mount shelf rack complete with:
- Two solid end brackets
- Drip tube for drainage



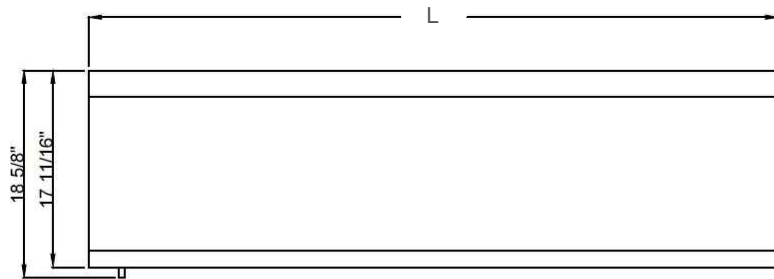
WSDR22-1

Item No: _____

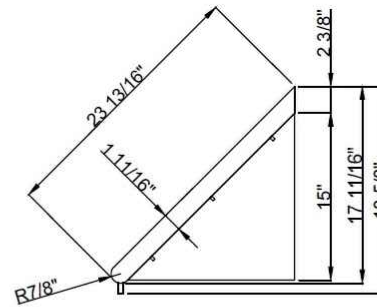
Model No: _____

Qty: _____

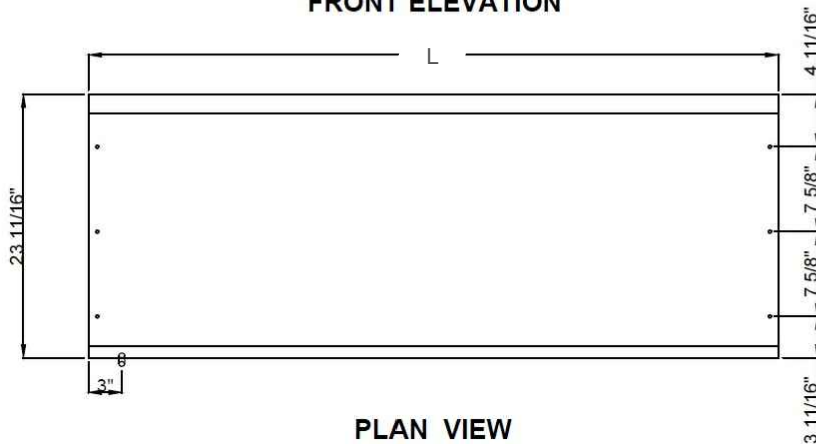
Project: _____



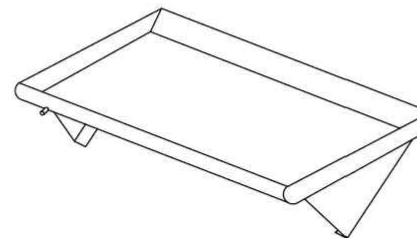
FRONT ELEVATION



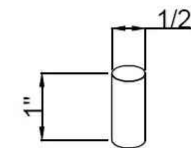
SIDE VIEW



PLAN VIEW



ISOMETRIC



STS Tube



Corporate Head Office
2780 Coventry Road,
Oakville, Ontario, L6H 6R1
Phone: 905-825-9665
Fax: 905-825-0965
info@tarrison.com
www.tarrison.com

US Distribution Center
150 Gratiot Blvd,
Marysville, MI 48040
www.tarrison.com

US Sales Office
29 Craftsbury Crest,
Essex Junction, VT. 05452
Phone: 802-872-9292
info@tarrison.com
www.tarrison.com